




GRUPO  
**ALUCENTRO**  
Desde 1982

# LINHA

30



*Guarda-Corpo*

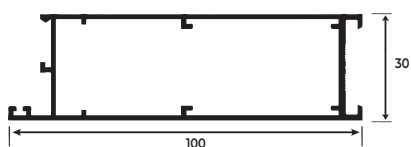
*Janela*

*Ripado*

*Porta Deslizante*

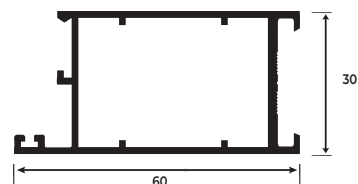
Código	Página
30-082	02
30-026	02
30-023	02
30-034	02
30-054	02
30-025	02
30-019	03
BG-010	03

**30-082**  
1,201 KG/M



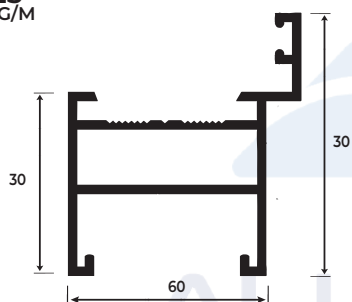
MONTANTE

**30-026**  
0,795 KG/M



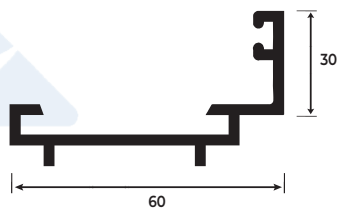
MONTANTE MENOR

**30-023**  
0,567 KG/M



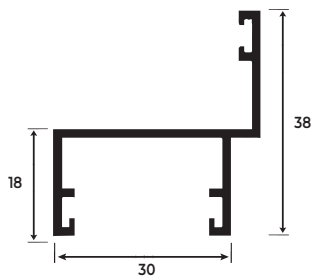
BATENTE PORTAS PIVOTANTE

**30-034**  
0,298 KG/M



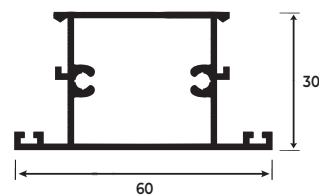
MATA JUNTA PORTA

**30-054**  
0,441 KG/M

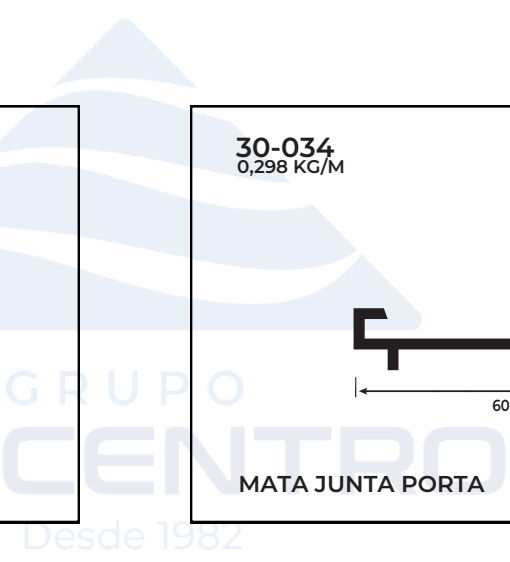


TRAVESSA BANDEIRA MARCO CORRER 2 FOLHAS

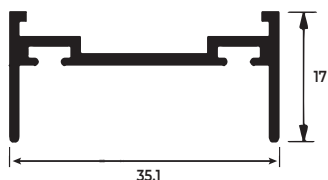
**30-025**  
0,756 KG/M



TRAVESSA

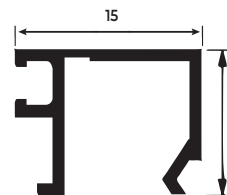


**30-019**  
0,3756 KG/M



PERFIL PARA LINHA 30

**BG-010**  
0,121 KG/M



BAGUETE

