




GRUPO
ALUCENTRO
Desde 1982

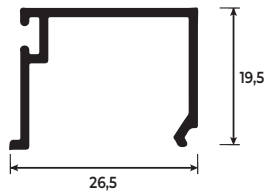
LINHA

42



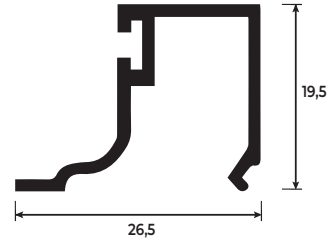
Código	Página
BG-021	02
BG-023	02
42-012	02
42-032	02
42-150	02
42-014	02
42-007	03

BG-021
0,235 KG/M



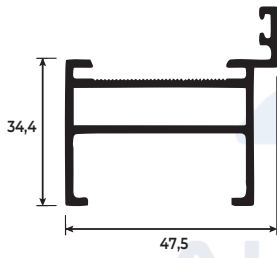
BAGUETE

BG-023
0,216 KG/M



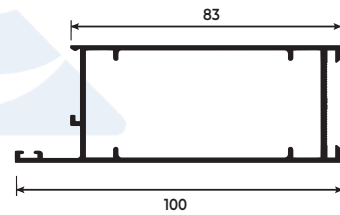
BAGUETE

42-012
0,821 KG/M



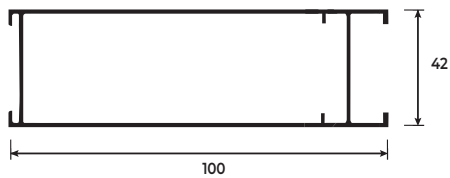
MARCO PORTA DE GIRO

42-032
1,452 KG/M



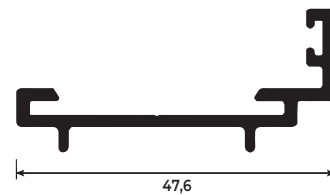
MONTANTE DA FOLHA

42-150
1,451 KG/M



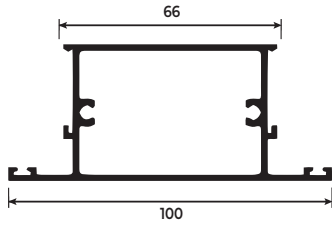
TRAVESSA

42-014
0,365 KG/M



MARCO LATERAL MATA JUNTA

42-007
1,273 KG/M



TRAVESSA



GRUPO
ALUCENTRO
Desde 1982